

Mainsail: 3000615 Greg Catana521 Tri-radial R1

Design Info

=====

Design File:

E:\Dropbox\Dropbox\Mike computer\Fareast Sails Production\2019\3000615 Greg\3000615 Greg Catana521 Tri-radial

Initial Design Date: 10/6/2019

Boat:

Client:

Comments:
tack angle 86 degree

Design Data

=====

Main

Measurements

Luff geodesic:	19.100m
Leech geodesic:	20.033m
Foot geodesic:	7.010m
Head geodesic:	0.100m
Upper width (MUW):	2.018m
Three-quarter width (MTW):	3.623m
Half width (MHW):	5.715m
Quarter width (MQW):	6.712m
Foot median:	19.360m
ORC Mainsail area:	93.985m?
Surface area:	98.887m?

Battens

Position	Length	Roach	Angle	Full
86.303%	2.801m	1.564m	73.726?	Full
72.213%	4.337m	1.975m	73.726?	Full
57.886%	5.447m	2.017m	73.726?	Full
43.985%	6.213m	1.833m	73.726?	Full
29.925%	6.658m	1.386m	73.726?	Full
15.439%	6.861m	0.740m	73.726?	Full

Reefing Points

1, Luff: 2.196m ; Leech: 2.215m ; Offset: 0.000m ; Number Eyelets: 5
2, Luff: 4.864m ; Leech: 4.905m ; Offset: 0.000m ; Number Eyelets: 5
3, Luff: 7.650m ; Leech: 7.715m ; Offset: 0.000m ; Number Eyelets: 5

Luff Curve

19.099m,	0.000m
14.324m,	-0.100m
9.549m,	-0.134m
4.775m,	-0.100m
0.000m,	0.000m

Fanned Luff (@ 5.00% [0.:Before BSeam

100% (19.100m) :	-0.000m	0.000m
90% (17.191m) :	0.029m	0.105m
80% (15.280m) :	0.056m	0.196m
70% (13.370m) :	0.075m	0.263m
60% (11.460m) :	0.084m	0.290m
50% (9.550m) :	0.087m	0.288m
40% (7.640m) :	0.082m	0.257m
30% (5.730m) :	0.070m	0.207m
20% (3.819m) :	0.049m	0.137m
10% (1.911m) :	0.022m	0.059m
0% (0.000m) :	0.000m	0.000m

Mainsail: 3000615 Greg Catana521 Tri-radial R1

Seam Allowances

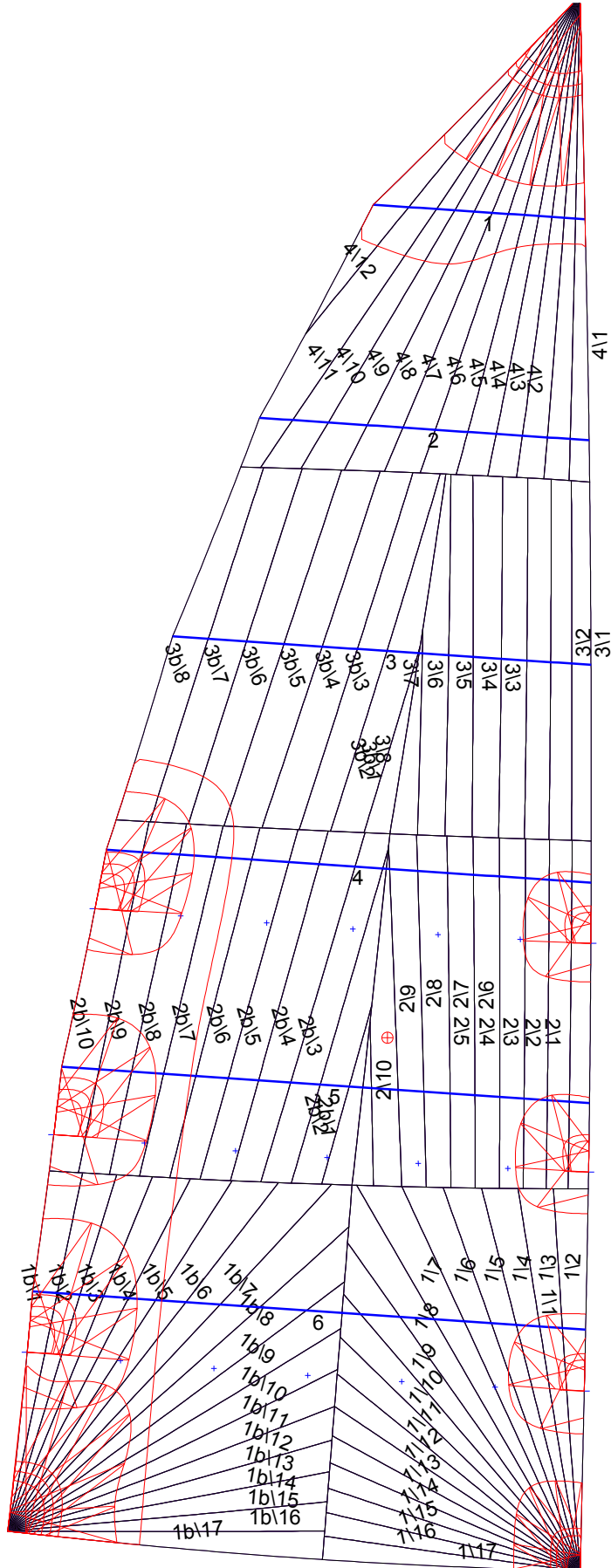
Zone:	Split	Radial	Cross
Zone: 1/a	0.045m	0.020m	0.050m
Zone: 1/b	0.045m	0.020m	0.050m
Zone: 2/a	0.045m	0.020m	0.050m
Zone: 2/b	0.045m	0.020m	0.050m
Zone: 3/a	0.045m	0.020m	0.050m
Zone: 3/b	0.045m	0.020m	0.050m
Zone: 4	0.045m	0.020m	0.050m

Edge Excesses

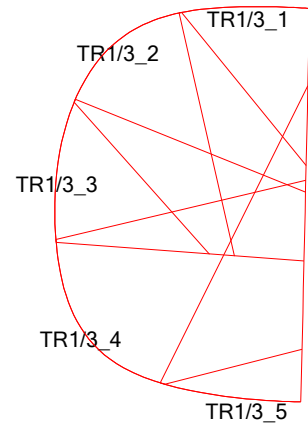
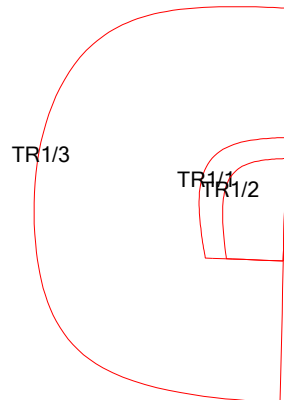
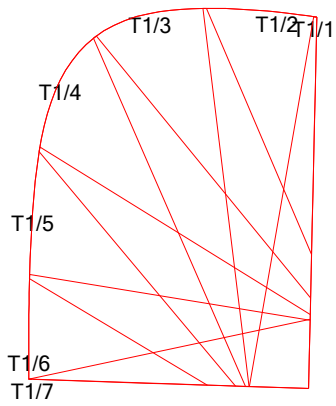
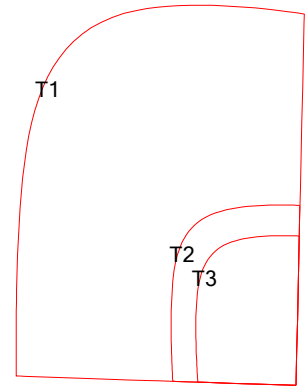
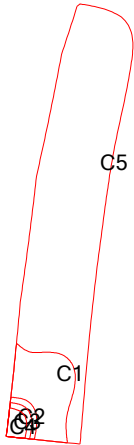
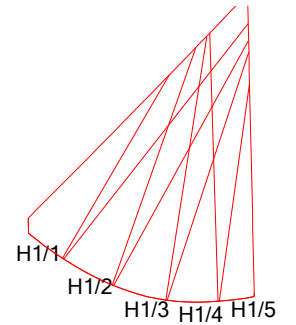
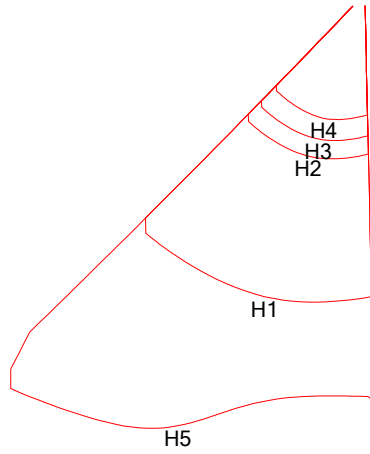
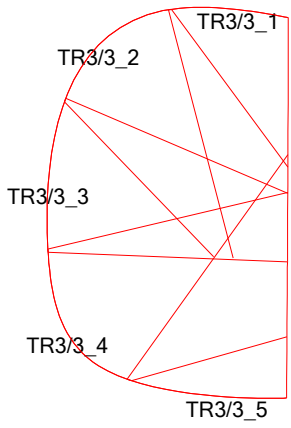
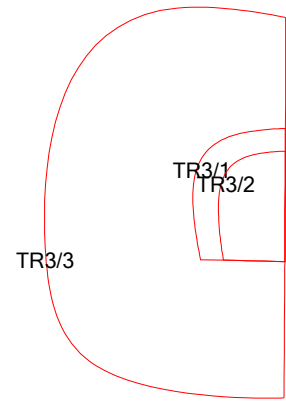
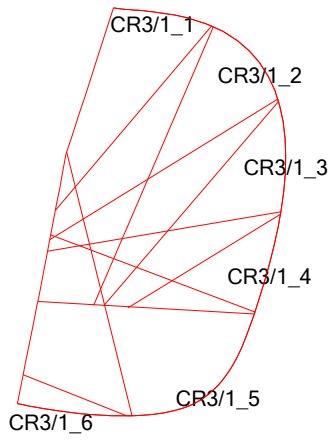
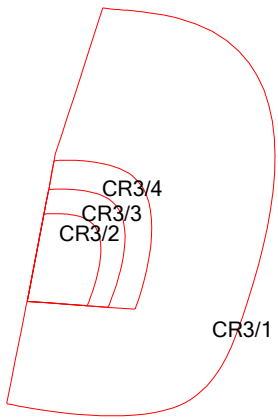
Sail:	Luff	Leech	Foot
Sail:	0.000m	0.000m	0.000m

Materials

Material	Area (m ²)	Panels
Material 1	99.02	1\1,1\2,1\3,1\4,1\5 1\6,1\7,1\8,1\9,1\10 1\11,1\12,1\13,1\14,1\15 1\16,1\17,1b\1,1b\2,1b\3 1b\4,1b\5,1b\6,1b\7,1b\8 1b\9,1b\10,1b\11,1b\12,1b\13 1b\14,1b\15,1b\16,1b\17,2\1 2\2,2\3,2\4,2\5,2\6 2\7,2\8,2\9,2\10,2b\1 2b\2,2b\3,2b\4,2b\5,2b\6 2b\7,2b\8,2b\9,2b\10,3\1 3\2,3\3,3\4,3\5,3\6 3\7,3\8,3b\1,3b\2,3b\3 3b\4,3b\5,3b\6,3b\7,3b\8 4\1,4\2,4\3,4\4,4\5 4\6,4\7,4\8,4\9,4\10 4\11,4\12



Mainsail: 3000615 Greg Catana521 Tri-radial R1



Mainsail: 3000615 Greg Catana521 Tri-radial R1

