

Mainsail: 3000415 Alan main R0

Design Info
=====

Design File:
E:\Dropbox\Mike computer\Fareast Sails Production\2019\3000415 Alan\3000415 Alan main R0.des

Initial Design Date: 17/4/2019
Boat:

Comments:

Client:

Design Data
=====

Main

Measurements

| | |
|----------------------------|----------|
| Luff geodesic: | 11.320m |
| Leech geodesic: | 12.110m |
| Foot geodesic: | 4.720m |
| Head geodesic: | 0.115m |
| Upper width (MUW): | 0.798m |
| Three-quarter width (MTW): | 1.487m |
| Half width (MHW): | 2.745m |
| Quarter width (MQW): | 3.831m |
| Foot median: | 11.600m |
| ORC Mainsail area: | 29.653m? |
| Surface area: | 30.192m? |

Battens

| Position | Length | Roach | Angle | Full |
|----------|--------|--------|---------|------|
| 80.000% | 0.700m | 0.145m | 69.268? | |
| 60.000% | 1.150m | 0.194m | 69.268? | |
| 40.000% | 1.150m | 0.163m | 69.268? | |
| 20.000% | 1.150m | 0.092m | 69.268? | |

Reefing Points

1, Luff: 1.697m ; Leech: 1.801m ; Offset: 0.000m ; Number Eyelets: 3
2, Luff: 3.395m ; Leech: 3.600m ; Offset: 0.000m ; Number Eyelets: 3
3, Luff: 5.093m ; Leech: 5.399m ; Offset: 0.000m ; Number Eyelets: 2

Luff Curve

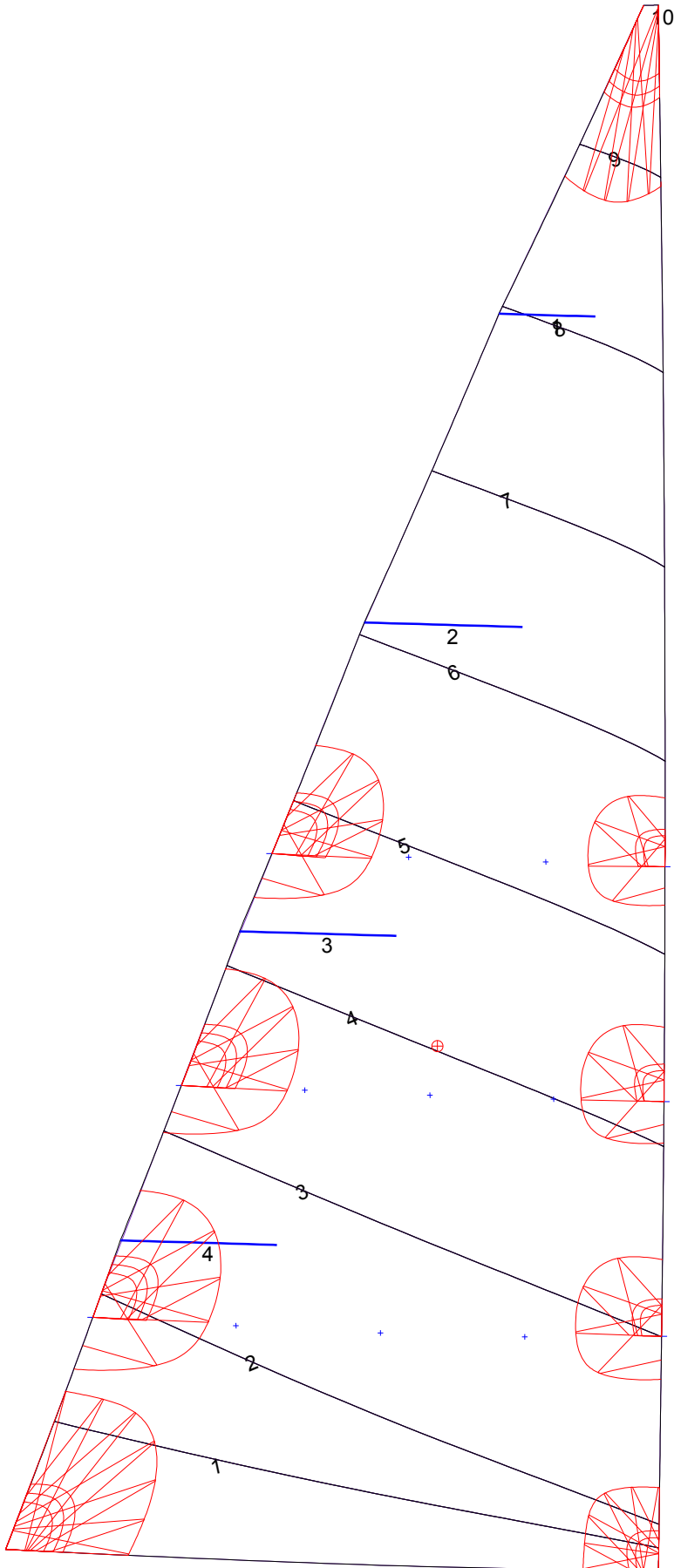
| Luff Curve | | Fanned Luff (@ 5.00% [0.;Before BSeam | | |
|------------|---------|---------------------------------------|---------|---------|
| 11.320m, | 0.000m | 100% (11.320m) : | -0.000m | -0.000m |
| 8.490m, | -0.036m | 90% (10.188m) : | 0.010m | 0.042m |
| 5.660m, | -0.048m | 80% (9.056m) : | 0.019m | 0.082m |
| 2.830m, | -0.036m | 70% (7.924m) : | 0.025m | 0.115m |
| 0.000m, | 0.000m | 60% (6.792m) : | 0.027m | 0.139m |
| | | 50% (5.660m) : | 0.027m | 0.150m |
| | | 40% (4.528m) : | 0.023m | 0.149m |
| | | 30% (3.396m) : | 0.017m | 0.133m |
| | | 20% (2.264m) : | 0.008m | 0.097m |
| | | 10% (1.132m) : | -0.001m | 0.041m |
| | | 0% (0.000m) : | 0.000m | 0.000m |

Mainsail: 3000415 Alan main R0

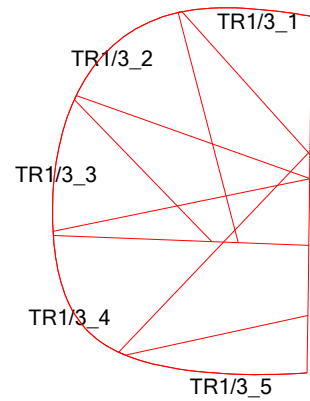
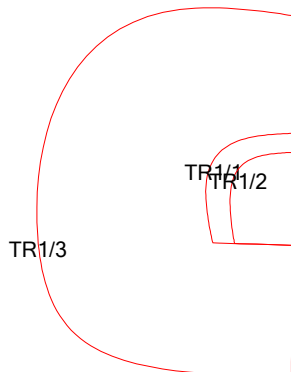
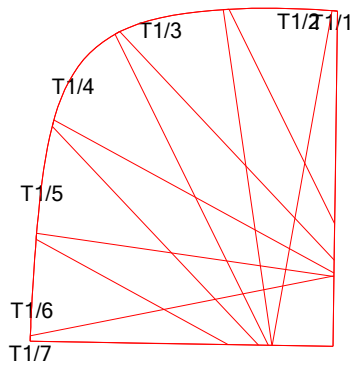
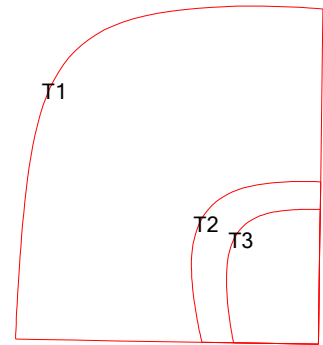
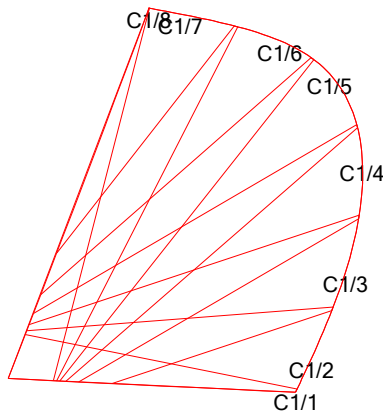
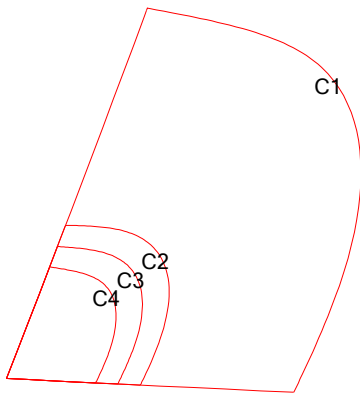
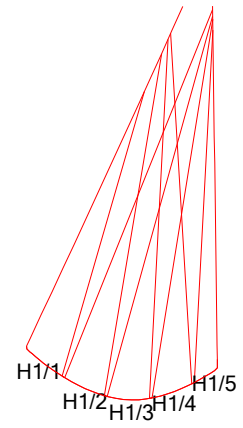
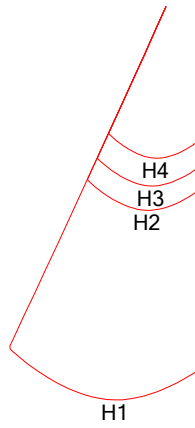
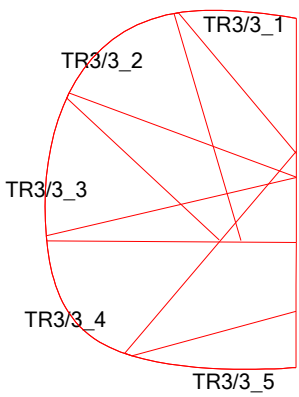
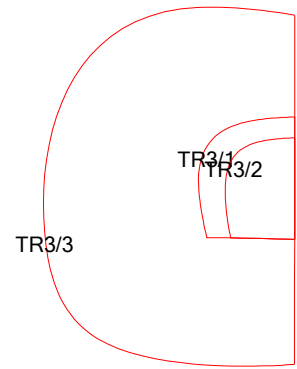
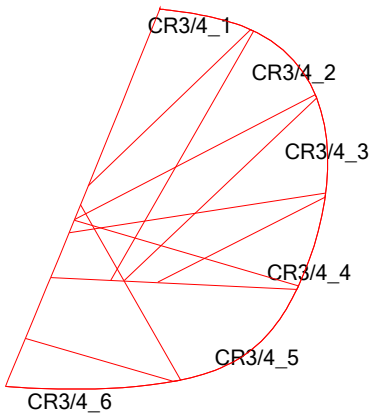
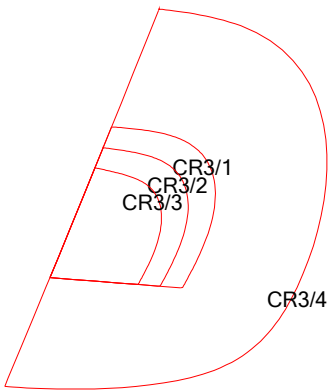
| Seam Allowances | | | |
|-----------------|--------|--------|--------|
| Zone: 1 | Split | Radial | Cross |
| | 0.000m | 0.000m | 0.038m |

| Edge Excesses | | | |
|---------------|--------|--------|--------|
| Sail: | Luff | Leech | Foot |
| | 0.000m | 0.000m | 0.000m |

| Materials | | |
|------------|------------------------|-------------------------|
| Material | Area (m ²) | Panels |
| Material 1 | 30.18 | 1,2,3,4,5 6,7,8,9,10 |



Mainsail: 3000415 Alan main R0



Mainsail: 3000415 Alan main R0

