



Track ref.	F10+
Code Rail	FR 25x15



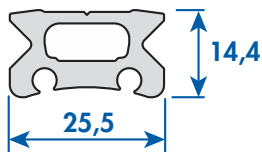
Track ref.	F20+	F30+
Code Rail	FR 25x15	FR 25x15



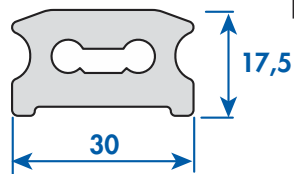
Track ref.	F40+
Code Rail	FR 40

Marks Cotes	Dimensions (mm)
A	120
B	150
C	140
D	120
E	M12
F	85
G	37
H	300
I	39
ø J	18

F10-20-30



F40



FACSLIDE+

