

Customer: \_\_\_\_\_

Boat name: \_\_\_\_\_

Order No.: \_\_\_\_\_

Date: \_\_\_\_\_

Type of headsail

- Cruising     Top-Rig
- or
- Race         7/8 Rig

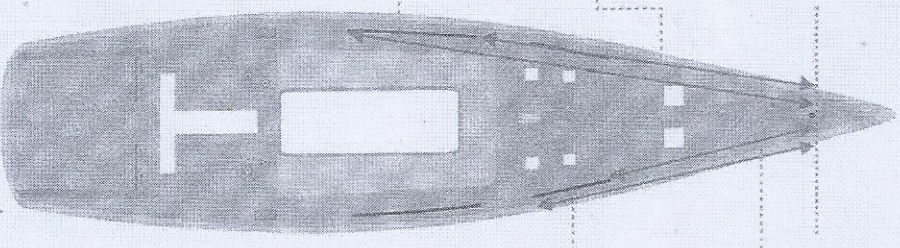
Track system

GA = ..... CM

GA = Distance between head pin and at the beginning of the track

GE = ..... CM

GE = Distance between head pin and end of the track



FA = ..... CM

FA = Distance between head pin and at the beginning of the track

FE = ..... CM

FE = Distance between head pin and end of the track

Size of sail ..... %

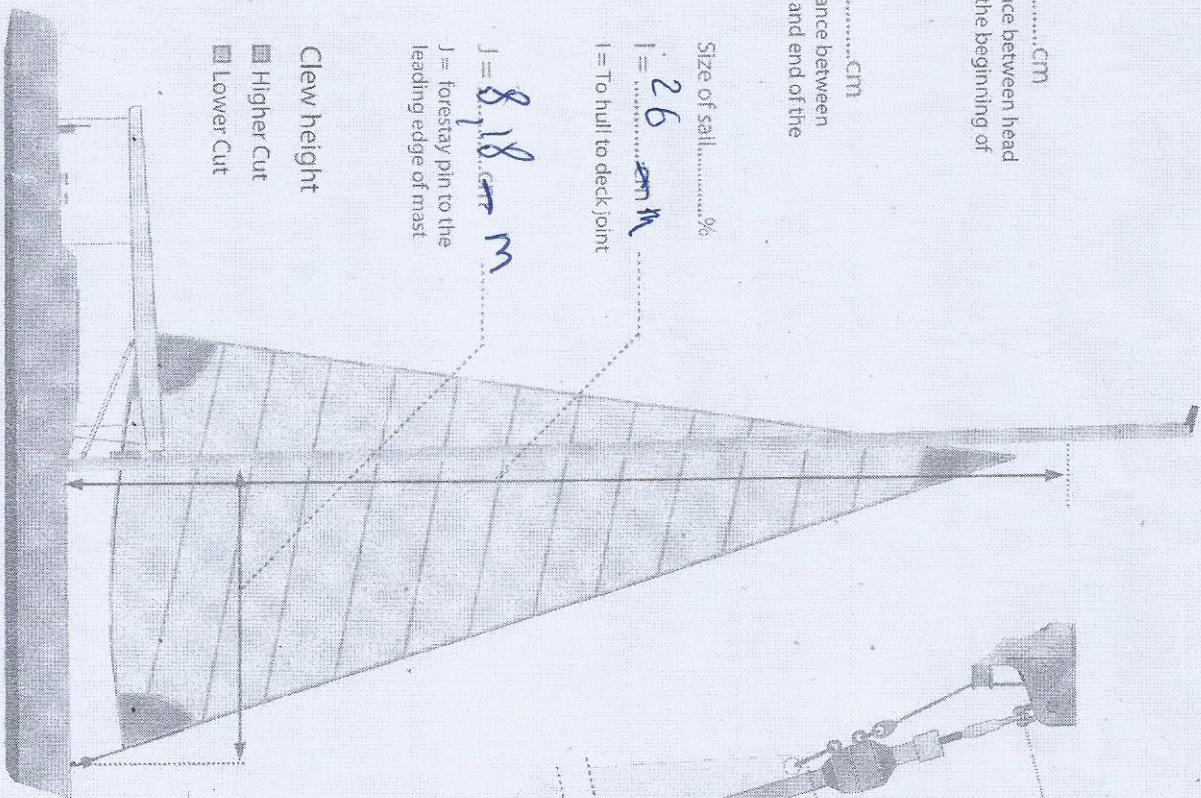
$l = 26$  m

$l =$  To hull to deck joint

$J = 8.18$  m

$J =$  Forestay pin to the leading edge of mast

- Clew height
- Higher Cut
  - Lower Cut



- Hanks sail
- Furling sail

Sail furling in, drum rotate:

- Clockwise
- Anti-clockw'

Fmax = ..... CM

Fmax = To intersection of headstay and deck

$T = 27.6$  m

$T =$  To the feeder (if any)

$A = 113$  m

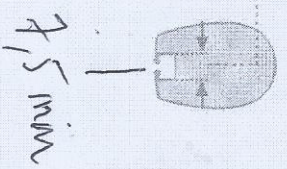
A = the distance between tack shackle to the furling track entry

$R = 78$  mm

R = Diameter of the furling track

$B =$  ..... CM

B = Height of tack shackle over deck



78 mm